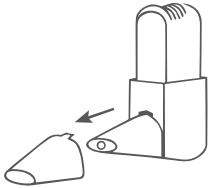


# How to use your **Bufomix Easyhaler**<sup>®</sup> (Budesonide/Formoterol Easyhaler)

Please read the leaflet in the Easyhaler pack for further information. If you need any other help, please ask your healthcare professional for advice.

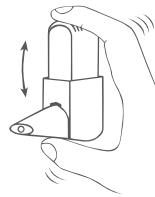
**1**



Remove the dust cap from the mouthpiece

**2**

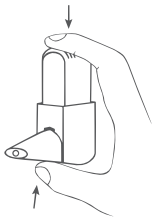
**Shake**



Shake the Easyhaler vigorously 3 to 5 times

**3**

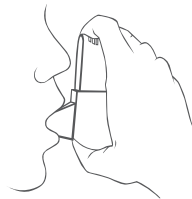
**Click**



- Hold the inhaler upright
- Squeeze firmly between your thumb at the base and your index finger at the top, until you hear a click
- Then let it click back to its original position

**4**

**Inhale**



- Breathe out normally (but NOT into the Easyhaler)
- Place the mouthpiece between your teeth and close your lips around it tightly
- Take as strong and as deep a breath as possible
- Remove the inhaler from your mouth and then breath normally

If you have been prescribed more than one dose per application repeat steps 2 to 4. Finally replace the safety cap onto the mouthpiece.

## Troubleshooting

**If...**

- you accidentally load the Easyhaler
- you press the Easyhaler more than once
- you blow into the inhaler

**Then...**

- tap the mouthpiece of the Easyhaler onto a table or your hand



## After Dosing with Bufomix Easyhaler

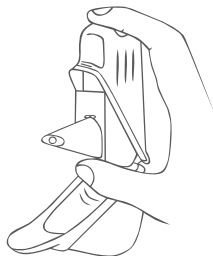
Rinse your mouth and throat with water and spit out, do not swallow

## If you are using a protective cover

The Easyhaler can be placed in a protective cover to protect it from moisture.

Keeping the Easyhaler in the protective cover, open the cover and follow steps 1 to 4 overleaf, then close the cover.

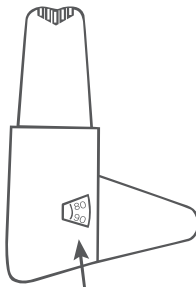
A protective cover for Bufomix Easyhaler can be requested through [ie.medicalinformation@orionpharma.com](mailto:ie.medicalinformation@orionpharma.com)



## The counter

The Easyhaler has a counter showing how many single doses are left in the inhaler.

- The counter moves after every 5 single doses
- When the numbers turn red there are only 20 single doses left, this is when you need to request a new prescription for a new Easyhaler.
- When the counter reaches 0, change to a new Easyhaler, a small amount of powder will remain in the empty inhaler, which should not be used.



## When should your Easyhaler be replaced?

The expiry date is printed on the package, do not use your Easyhaler after this time.

Your package leaflet will tell you how long you can use your device for once you have opened the foil pouch. Write down the date when you opened the pouch to help you remember.

## Cleaning

Clean the mouthpiece at least once a week with a clean dry cloth or tissue.

**DO NOT USE WATER OR OTHER LIQUIDS.**



## Reporting of side effects

If you get any side effects, talk to your doctor, pharmacist or nurse. This includes any possible side effects not listed in the package leaflet. You can also report side effects directly via the Health Products Regulatory Authority (HPRA) website: [www.hpra.ie](http://www.hpra.ie) or email [medsafety@hpra.ie](mailto:medsafety@hpra.ie).

By reporting side effects, you can help provide more information on the safety of the medicine.

Orion Pharma (Ireland) Ltd  
C/o Allphar Services  
4045 Kingswood Rd  
Citywest Business Pk  
D24V06K

Date of Preparation November 2023 /EASYH-799(2)

**ORION  
PHARMA**

Building well-being